



Travel Kit 2024



NIPPON TRAVEL AGENCY CO., LTD.

At Nippon Travel Agency (NTA), we strive to create new travel experiences, providing our customers with the very best service in the industry today.

Here's why you should choose us:

1. We handle 200,000+ travelers to Japan every year. From sightseeing to education, VIPs, incentives, sports events or any type of travel that you can name, we are proud to say that we have many experiences of handling them.
2. We have the ability to develop products using our strong connection with the West Japan Railway Company.
3. We are ranked #1 with customer satisfaction among Japanese travel agencies.

*Travel sector of Japanese Customer Satisfaction Index 2018.

We are committed to offering travel services of the highest quality, combining our energy and enthusiasm, with our years of experience. Our greatest achievement comes in serving large numbers of satisfied clients who have experienced the joys and inspiration of travel.

For more about us, please visit [our website](#)

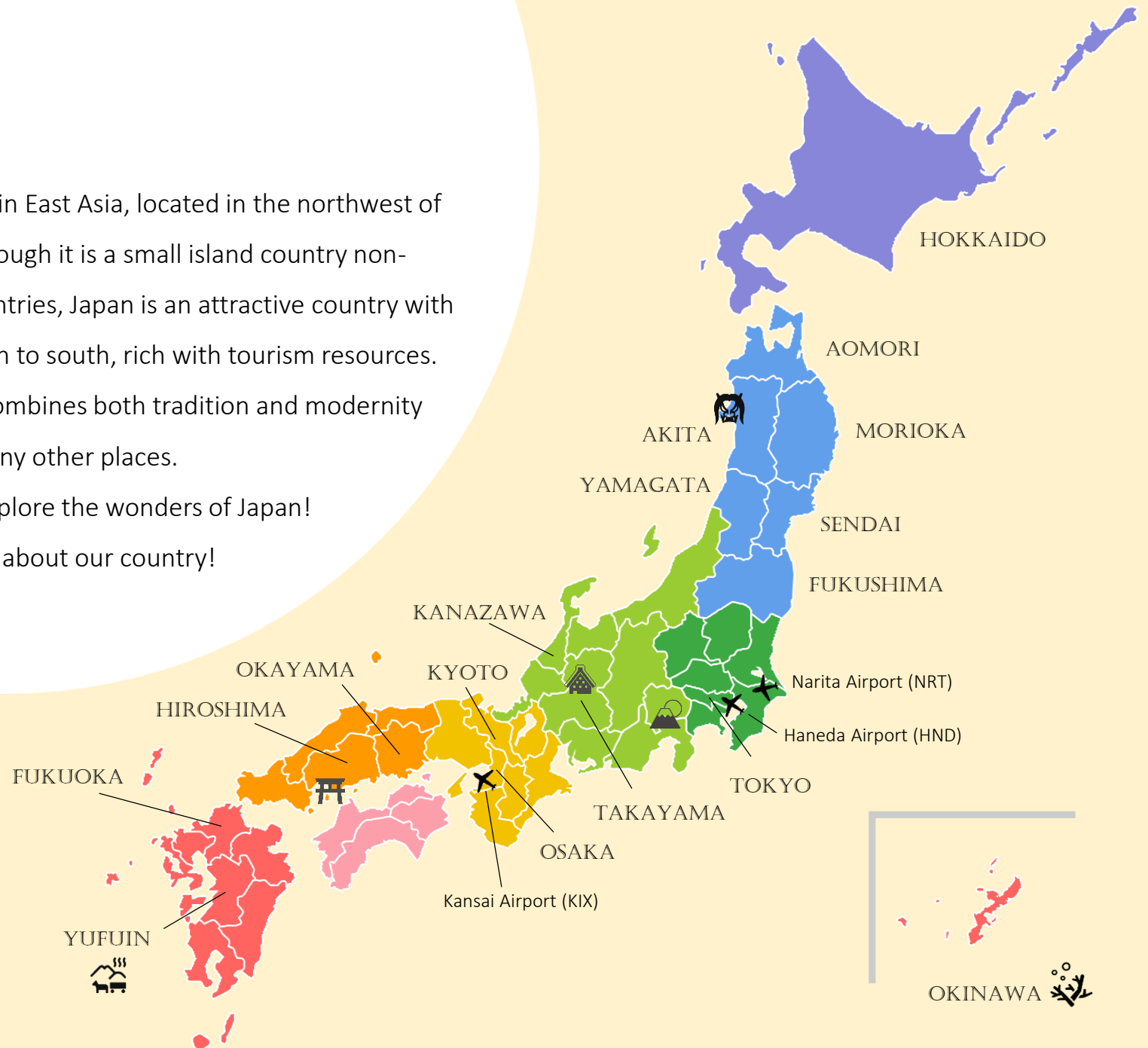


Japan

Japan is an island country in East Asia, located in the northwest of the Pacific Ocean. Even though it is a small island country non-adjacent to any other countries, Japan is an attractive country with various seasons from north to south, rich with tourism resources. Japan has a culture that combines both tradition and modernity which you cannot find in any other places.

Begin your journey and explore the wonders of Japan!

Visit [our website](#) for more about our country!



Japan Rail Pass



The bullet train in Japan offers high speed transportation with comfort, and is one of the best ways to travel between long distant cities. Most bullet trains offer reserved seats and non-reserved seats. The Japan Rail Pass (JR pass) can be used on all Bullet Trains with some exceptions like Nozomi and Mizuho. You can also ride regular JR local and rapid trains with JR pass.

Price change in Oct 2023

The Japan Railways has increased the price for the JR passes from October 2023. Please check the table for new prices.

Japan Rail Pass needs to be purchased outside of Japan or individually through JR official website. NTA Tokyo cannot directly offer the passes to your customers. Sales at the counters in the stations in Japan is not available since the end Sep 2023.

	Until Sep 30	From Oct 1
7 days	JPY 29,650	JPY 50,000
7 days Green	JPY 39,600	JPY 70,000
14 days	JPY 47,250	JPY 80,000
14 days Green	JPY 64,120	JPY 110,000
21 days	JPY 60,450	JPY 100,000
21 days Green	JPY 83,390	JPY 140,000

Area Passes

Use area passes to ! For example, with Hokuriku Arch Pass and Kansai-Hiroshima Rail Pass, they can use the transportation at almost the similar price as the old price of the 14-day JR Pass!

HOKURIKU ARCH PASS	7 days	JPY 24,500
WEST (KANSAI-HIROSHIMA) RAIL PASS	5 days	JPY 17,000
	Total	JPY 41,500

		Until Sep 30	From Oct 1
Japan Rail Pass	14 days	JPY 47,250	JPY 80,000

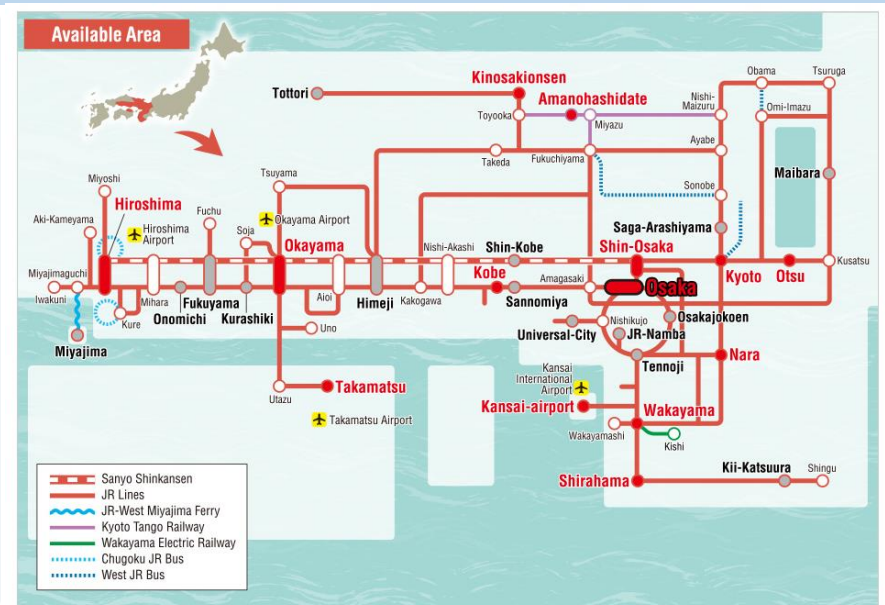
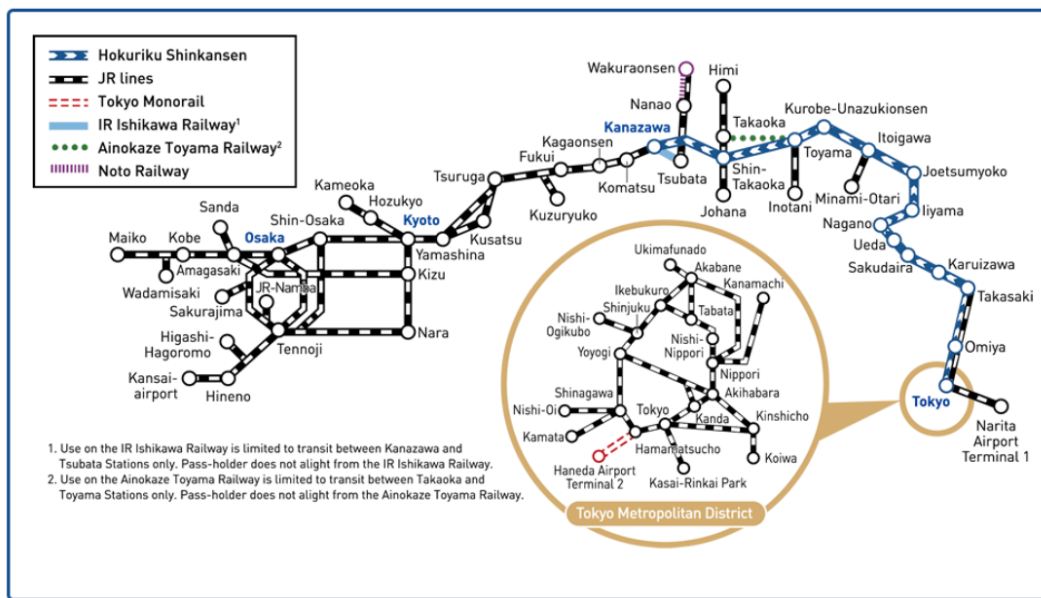
JPY38,500 difference!

HOKURIKU ARCH PASS [official website](#)

Includes NEX(Narita Express) and Tokyo Monorail

WEST (KANSAI-HIROSHIMA) RAIL PASS [official website](#)

Available for Nozomi and Mizuho bullet trains



Purchase from our partners

Please contact our overseas group companies or suppliers if you would like to purchase small amount.

Region	Company	e-mail
Asia, Middle East	NTA TRAVEL (SINGAPORE) PRIVATE. LTD	travel@nta.sg
Oceania	NIPPON TRAVEL AGENCY (AUSTRALIA)PTY.LTD.	ecs@nta-sachitours.com.au
Canada	NIPPON TRAVEL AGENCY CANADA LTD.	ntacan@ntacanada.com
America, Latin America	NIPPON TRAVEL AGENCY AMERICA INC.	info@ntaamerica.com
Europe, Africa	Japan Experience	thierrymaincent@japan-experience.com

Be our partner

If you are willing to

- Sell more than 20 passes per month and 250 per year
- Pay the minimum deposit of 1 million JPY (Deposit amount is not equal to the amount you can sell)
- Login to our JR pass system to issue JR passes and check our invoices
- Deliver physical passes to customers before the trip
- NOT to discount the passes (prohibited in the contract)

Please contact JR pass team at team_jrpass@nta.co.jp to contract.

HOKURIKU ARCH PASS 7 DAYS

Highlights

- Popular routes among travelers from Asian countries. Most recommended for repeaters.
- Book Hokuriku Arch Pass 7 days to cover the whole itinerary

ITINERARY

ACCOMMODATION

Day 1 TOKYO (ARRIVAL) Hokuriku Arch Pass Day 1 TOKYO

Arrive at Narita International Airport (NRT) or Tokyo International Airport (HND).
Meet an airport assistant to exchange Hokuriku Arch Pass.
Transfer to your hotel by JR Narita Express train or Tokyo Monorail & JR local train using Hokuriku Arch Pass.
Book airport assistant: [at the Narita airport](#) / [at the Haneda airport](#)

Day 2 TOKYO HAP Day 2 TOKYO

Whole day free at leisure
Book optional tours: [Amazing Tokyo 1 Day Tour with Lunch](#)
[Fantastic Fuji & Hakone 1 Day Tour with Lunch](#)
[1-Day Nikko World Heritage Tour with Lunch](#)

Day 3 TOKYO - KARUIZAWA HAP Day 3 KARUIZAWA

Make your own way to Tokyo Station. Transfer to Karuizawa by JR Bullet (Hakuraka or Asama) train using Hokuriku Arch Pass. (Travel time 60min.)
Enjoy shopping at Karuizawa Prince and nature.
****You can enjoy skiing and snowboarding in winter season****
Transfer to Nagano by JR Bullet (Hakuraka or Asama) train using Hokuriku Arch Pass. (Travel time 30min.)
Upon arrival, transfer to accommodation on your own.
Whole day free at leisure.

Day 4 KARUIZAWA - KANAZAWA - KAGAONSEN HAP Day 4 KAGA ONSEN

Make your own way to Karuizawa Station. Transfer to Kanazawa by JR Bullet (Hakutaka) train using Hokuriku Arch Pass. (Travel time 120min.)

Recommended visits in Kanazawa: Kenrokuen Garden, Omchoi Market, Higashi Chaya District, Samurai District

Transfer to Kaga onsen by limited express train using Hokuriku Arch Pass. (Travel time 25min.)
Upon arrival, transfer to accommodation on your own.
Enjoy onsen experience in ryokan.

Day 5 KAGAONSEN - KYOTO HAP Day 5 KYOTO

Make your own way to Kagaonsen Station.
Transfer to Kyoto by limited express train using Hokuriku Arch Pass. (Travel time 120min.)
Upon arrival, transfer to accommodation on your own.
Whole day is free at leisure.

Day 6 KYOTO HAP Day 6 KYOTO

Whole day free at leisure.
You can visit Nara using Hokuriku Arch Pass.
Book optional tours: [Perfect Kyoto 1 Day Tour with Lunch](#)
[Cultural Experience Kyoto \(Tea ceremony + Kimono experience\)](#)
[Kyoto rental Bike at KCTP](#)

Day 7 KYOTO (DEPARTURE) HAP Day 7

Make your own way to Kyoto station.
Transfer to KIX (Kansai International Airport) by JR Express (Haruka) train using Hokuriku Arch Pass. (Travel time 90min.)



KANSAI HIROSHIMA 7DAYS

Highlights

- Popular routes among travelers from Asian countries starting the trip from Kansai International airport in Osaka.
- This tour does not include Tokyo. Most recommended for repeaters.
- Book West (Kansai – Hiroshima) area pass 5 days to cover the whole itinerary

ITINERARY

ACCOMMODATION

Day 1 OSAKA (ARRIVAL)

OSAKA

Arrive at Kansai International Airport (KIX).
Meet an airport assistant and transfer to Osaka by JR Express train Haruka and JR local trains.
Book airport assistant; [at the KIX airport](#)
Make your own way to your hotel. Whole day free at leisure.

Day 2 OSAKA

OSAKA

Whole day free at leisure.
Book optional tours: [Limon Kyoto 1 Day Tour from Osaka](#)

Day 3 OSAKA

Kansai Hiroshima Area Pass Day 1

OSAKA

Whole day free at leisure.
* You can use the Kansai Hiroshima Area pass to visit Kobe

Day 4 OSAKA - OKAYAMA

Day 2

OKAYAMA

Make your own way to Shin Osaka Station.
Transfer to Okayama by JR Bullet train using Kansai Hiroshima Area Pass. (Travel time 60min.)
Upon arrival, transfer to accommodation on your own.
Whole day free at leisure.

After arrive at Okayama, you can take JR local train to visit Kurashiki.
Before heading to Okayama, we recommend to visit Himeji by using JR Bullet train.
Recommended visits : Korakuen, Kurashiki (Bikan Area), Himeji (Himeji Castle)

Day 5 OKAYAMA - HIROSHIMA

Day 3

HIROSHIMA

Make your own way to Okayama Station.
Transfer to Hiroshima by JR Bullet train using Kansai Hiroshima Area Pass. (Travel time 40min.)
Upon arrival, transfer to accommodation on your own.
Recommended visits : Atomic Bomb Dome & Peace Memorial Park, Peace Memorial Museum, Itsukushima Shrine, Omotesando Shopping Street

Day 6 HIROSHIMA - OSAKA

Day 4

OSAKA

Whole day free at leisure.
Make your own way to Hiroshima Station. Transfer to Shin- Osaka by JR Bullet train using Kansai Hiroshima Area Pass. (Travel time 90 mins)
Upon arrival, transfer to accommodation on your own.
Book optional tour: [Nara Afternoon Tour\(from Kyoto\)](#)
* You can also use the pass to go to Kyoto

Day 7 OSAKA (DEPARTURE)

Day 5

Make your own way to Osaka station.
Transfer to KIX (Kansai International Airport) by JR Express (Haruka) train using Kansai Hiroshima Area Pass. (Travel time 90min.)



RAINBOW COMBO TOUR 16 DAYS

Highlights

- Book Hokuriku Arch Pass 7 days and West (Kansai – Hiroshima) area pass 5 days to cover the whole itinerary

ITINERARY

ACCOMMODATION

Day 1 TOKYO (ARRIVAL) Hokuriku Arch Pass Day 1 TOKYO

Arrive at Narita International Airport (NRT) or Tokyo International Airport (HND).
Meet an airport assistant to exchange Hokuriku Arch Pass.
Transfer to your hotel by JR Narita Express train or Tokyo Monorail & JR local train using Hokuriku Arch Pass.
Book airport assistant: [at the Narita airport](#) / [at the Haneda airport](#)

Day 2-4 TOKYO Day 2-4 TOKYO

Whole day free at leisure
Book optional tours: [Tokyo Day Tour](#) / [Fuji & Hakone Day Tour](#) / [Nikko Tour](#)

Day 5 TOKYO - KANAZAWA Day 5 KANAZAWA

Make your own way to Tokyo Station. Transfer to Kanazawa by JR Bullet (Kagayaki) train using Hokuriku Arch Pass. (Travel time 150min.)
Upon arrival, transfer to accommodation on your own. Whole day is free at leisure.
Recommended visit : Kenrokuen Garden, Omchoi Market, Higashi Chaya District, Samurai District

Day 6 KANAZAWA - TAKAYAMA Day 6 TAKAYAMA

Make your own way to bus stop (Kanazawa Station West Exit Platform 4)
Transfer to Takayama via Shirakawago by Nohi Bus. (Travel time 135min.)
Book: [Nohi bus tickets](#)
Upon arrival, transfer to accommodation on your own. Whole day free at leisure.
Recommended visits: Kusakabe Folk Museum, Jinya House, Kami Sannomachi Street

Day 7 TAKAYAMA - SHIRAKAWAGO - KYOTO Day 7 KYOTO

Make your own way to bus stop at Takayama station. Transfer to Shirakawago by Nohi Bus. (Travel time 50min.) Book: [Nohi bus tickets](#)
Explore Shirakawago Village, Gasshozukuri traditional farmhouse on foot
Transfer to Kanazawa by Nohi Bus. (Travel time 75min.) Book: [Nohi bus tickets](#)
Transfer from Kanazawa to Kyoto by limited express train using Hokuriku Arch Pass. (Travel time 130min.) Upon arrival, transfer to accommodation on your own.

Day 8-10 KYOTO KYOTO

Whole day free at leisure.
Book optional tours: [Kyoto Bus Tour](#) / [Tea ceremony + Kimono experience](#) / [Rental Bike Nara Afternoon Tour \(from Kyoto\)](#)

Day 11 KYOTO - MT. KOYA MT.KOYA

Make your own way to Nankai Namba station. Transfer from Nankai Namba to Mt.Koya via Gokurakubashi using Koyasan World Heritage Ticket. (Travel time 90min.)
Book: Koyasan World <https://new.ntaredballoon.jp/daytour/detail/1278/>
Upon arrival, transfer to accommodation on your own.
Whole day free at leisure.
Recommended visit : Kondo Hall, Konpon Daito Pagoda, and Reihokan Museum, Okunoin Temple

Day 12 MT.KOYA - HIROSHIMA West Kansai Hiroshima Day 1 HIROSHIMA

Make your own way to Gokurakubashi station. Transfer from Gokurakubashi to Namba station using Koyasan World Heritage Ticket. (Travel time 110min.)
Upon arrival, transfer to Shin Osaka station by subway/taxi.
Transfer from Shin Osaka to Hiroshima by JR Bullet train using West (Kansai - Hiroshima) Rail Pass. (Travel time 90min.) Upon arrival, transfer to accommodation on your own.
Whole day free at leisure.
Recommended visit : Atomic Bomb Dome & Peace Memorial Park, Peace Memorial Museum

Day 13 HIROSHIMA - MIYAJIMA Day 2 MIYAJIMA

Make your own way to JR Hiroshima station. Transfer from Hiroshima to Miyajimaguchi by JR local train using West (Kansai - Hiroshima) Rail Pass. (Travel time 30min.)
Transfer from Miyajimaguchi to Miyajima by JR ferry using West (Kansai - Hiroshima) Rail Pass. (Travel time 23min.)
Upon arrival, transfer to accommodation on your own. Whole day free at leisure.
Recommended visit places : Five Story Pagoda, Itsukushima Shrine, Omotesando Shopping Street
Book optional tours: [Calligraphy in Miyajima](#) / [Kimono experience in Miyajima](#)
Recommended visit : Kondo Hall, Konpon Daito Pagoda, and Reihokan Museum, Okunoin Temple

Day 14 MIYAJIMA - HIROSHIMA - OSAKA Day 3 OSAKA

Make your own way to Miyajima ferry terminal. Transfer from Miyajima to Hiroshima by JR ferry and local train using West (Kansai - Hiroshima) Rail Pass. (Travel time 60min.)
Transfer from Hiroshima to Shin Osaka by JR Bullet train using West (Kansai - Hiroshima) Rail Pass. (Travel time 90min.)
Upon arrival, transfer to accommodation on your own. Whole day free at leisure.

Day 15 OSAKA Day 4 OSAKA

Whole day free at leisure.

Day 16 OSAKA (DEPARTURE) Day 5

Make your own way to Shin Osaka station.
Transfer to KIX (Kansai International Airport) by JR Express (Haruka) train using West (Kansai - Hiroshima) Rail Pass. (Travel time 50min.)

WORLD HERITAGE 14 DAYS

Highlights

- One of the top selling tours since 2015 with brand new JR area passes!
- Book Hokuriku Arch Pass 7 days, Koyasan World Heritage Ticket, and West (Kansai) Rail Pass 2 days to cover the whole itinerary

ITINERARY

ACCOMMODATION

Day 1 TOKYO (ARRIVAL) Hokuriku Arch Pass Day 1 TOKYO

Arrive at Narita International Airport (NRT) or Tokyo International Airport (HND). Meet an airport assistant to exchange Hokuriku Arch Pass. Transfer to your hotel by JR Narita Express train or Tokyo Monorail & JR local train using Hokuriku Arch Pass.
Book airport assistant: [at the Narita airport](#) / [at the Haneda airport](#)

Day 2-4 TOKYO Day 2-4 TOKYO

Whole day free at leisure
Book optional tours: [Tokyo Day Tour](#) / [Fuji & Hakone Day Tour](#) / [Nikko Tour](#)

Day 5 TOKYO - KANAZAWA Day 5 KANAZAWA

Make your own way to Tokyo Station. Transfer to Kanazawa by JR Bullet (Kagayaki) train using Hokuriku Arch Pass. (Travel time 150min.)
Upon arrival, transfer to accommodation on your own. Whole day is free at leisure.
Recommended visit : Kenrokuen Garden, Omchoi Market, Higashi Chaya District, Samurai District

Day 6 KANAZAWA - SHIRAKAWAGO - TAKAYAMA Day 6 TAKAYAMA

Make your own way to bus stop (Kanazawa Station West Exit Platform 4)
Transfer to Shirakawago by Nohi Bus. (Travel time 75 min.)
Book: [Nohi bus ticket for Shirakawago](#)
Explore Shirakawago Village, Gasshozukuri traditional farmhouse on foot
Transfer to Takayama by Nohi Bus. (Travel time 50 min.)
Book: [Nohi bus ticket for Takayama](#)
Upon arrival, transfer to accommodation on your own. Whole day free at leisure.
Recommended visit: Kusakabe Folk Museum, Jinya House, Kami Sannomachi Street

Day 7 TAKAYAMA - SHIRAKAWAGO - KYOTO Day 7 KYOTO

Free time in Takayama in the morning
Recommended visits : Morning Market
In the afternoon, make your own way to bus stop at Takayama station and transfer to Kanazawa by Nohi Bus. (Travel time 135 min.)
Book: [Nohi Bus from Takayama to Kanazawa](#)
Transfer to Kyoto by limited express train using Hokuriku Arch Pass. (Travel time 130min.)
Upon arrival, transfer to accommodation on your own.

Day 8-10 KYOTO KYOTO

Whole day free at leisure.
Book optional tours: [Kyoto Bus Tour](#) / [Tea ceremony + Kimono experience](#) / [Rental Bike](#)

Day 11 KYOTO - MT. KOYA Koyasan World Heritage Ticket Day 1 MT. KOYA

Make your own way to Nankai Namba station. Transfer from Nankai Namba to Mt.Koya via Gokurakubashi using Koyasan World Heritage Ticket. (Travel time 90min.)
Book: [Koyasan World Heritage Ticket](#)
Upon arrival, transfer to accommodation on your own.
Whole day free at leisure.
Recommended visit : Kondo Hall, Konpon Daito Pagoda, and Reihokan Museum, Okunoin Temple

Day 12 MT. KOYA- OSAKA Koyasan World Heritage Ticket Day 2 KYOTO

Make your own way to Gokurakubashi station.
Transfer from Gokurakubashi to Namba station using Koyasan World Heritage Ticket. (Travel time 110min.)
Upon arrival, transfer to accommodation on your own.
Whole day free at leisure.

Day 13 OSAKA Kansai Area Pass Day 1 OSAKA

Whole day free at leisure.
Recommended visits :Osaka Castle, Dotonbori area, Universal Studio Japan

Day 14 OSAKA (DEPARTURE) Kansai Area Pass Day 2

Make your own way to Shin Osaka station.
Transfer to KIX (Kansai International Airport) by JR Express (Haruka) train using West (Kansai - Hiroshima) Rail Pass. (Travel time 50min.)



KANAZAWA & HIROSHIMA 14 DAYS

Highlights

- Book Hokuriku Arch Pass 7 days and West (Kansai – Hiroshima) Rail Pass 5 days to cover the whole itinerary.

ITINERARY

ACCOMMODATION

Day 1 TOKYO (ARRIVAL) Hokuriku Arch Pass Day 1 TOKYO

Arrive at Narita International Airport (NRT) or Tokyo International Airport (HND). Meet an airport assistant to exchange Hokuriku Arch Pass. Transfer to your hotel by JR Narita Express train or Tokyo Monorail & JR local train using Hokuriku Arch Pass. Book airport assistant: [at the Narita airport](#) / [at the Haneda airport](#)

Day 2-4 TOKYO Day 2-4 TOKYO

Whole day free at leisure
Book optional tours: [Tokyo Day Tour](#) / [Fuji & Hakone Day Tour](#) / [Nikko Tour](#)

Day 5 TOKYO - KANAZAWA Day 5 KANAZAWA

Make your own way to Tokyo Station. Transfer to Kanazawa by JR Bullet (Kagayaki) train using Hokuriku Arch Pass. (Travel time 150min.) Upon arrival, transfer to accommodation on your own. Whole day is free at leisure.

Day 6 KANAZAWA Day 6 KANAZAWA

Whole day free at leisure
Recommended visit: Kenrokuen Garden, Omchoi Market, Higashi Chaya District, Samurai District

Day 7 KANAZAWA - KYOTO Day 7 KYOTO

Make your own way to Kanazawa Station. Transfer to Kyoto by limited express train using Hokuriku Arch Pass. (Travel time 120min.) Upon arrival, transfer to accommodation on your own. Whole day is free at leisure.

Day 8-9 KYOTO Day 8-9 KYOTO

Whole day free at leisure.
Book optional tours: [Kyoto Bus Tour](#) / [Tea ceremony + Kimono experience](#) / [Rental Bike](#)
[Nara Afternoon Tour \(from Kyoto\)](#)

Day 10 KYOTO - HIROSHIMA West Kansai Hiroshima Day 1 HIROSHIMA

Make your own way to Kyoto station. Transfer from Kyoto to Hiroshima by JR Bullet train using West (Kansai - Hiroshima) Rail Pass. (Travel time 90min.) Upon arrival, transfer to accommodation on your own. Whole day free at leisure.
Recommended visit :Atomic Bomb Dome & Peace Memorial Park, Peace Memorial Museum

Day 11 HIROSHIMA Day 2 HIROSHIMA

Whole day free at leisure.
You can visit Miyajima island via Miyajima ferry.
Recommended visit :Five Story Pagoda, Itsukushima Shrine, Omotesando Shopping Street
Book optional tours: [Calligraphy in Miyajima](#) / [Kimono experience in Miyajima](#)

Day 12 HIROSHIMA - OSAKA Day 3 OSAKA

Make your own way to Hiroshima station. Transfer from Hiroshima to Shin Osaka by JR Bullet train using West (Kansai - Hiroshima) Rail Pass. (Travel time 90min.) Upon arrival, transfer to accommodation on your own. Whole day free at leisure.

Day 13 OSAKA Day 4 OSAKA

Whole day free at leisure.

Day 14 OSAKA (DEPARTURE) Day 5

Make your own way to Shin Osaka station. Transfer to KIX (Kansai International Airport) by JR Express (Haruka) train using West (Kansai - Hiroshima) Rail Pass. (Travel time 50min.)



KAWAGUCHIKO & KANAZAWA 14 DAYS

Highlights

- Enjoy staying at Ryokan in Kawaguchiko or Hirayu onsen area using Limon Bus pass 10 days

ITINERARY

ACCOMMODATION

Day 1 TOKYO (ARRIVAL)

TOKYO

Arrive at Narita International Airport (NRT) or Tokyo International Airport (HND).
Meet an airport assistant to exchange Hokuriku Arch Pass.
Transfer to your hotel by JR Narita Express train or Tokyo Monorail & JR local train using Hokuriku Arch Pass.
Book airport assistant: [at the Narita airport](#) / [at the Haneda airport](#)

Day 2 TOKYO

TOKYO

Whole day free at leisure
Book optional tours: [Tokyo Day Tour](#) / [Fuji & Hakone Day Tour](#) / [Nikko Tour](#)

Day 3 TOKYO - MT. FUJI - KAWAGUCHIKO LIMON PASS Day 1

KAWAGUCHIKO

Make your own way to Toranomon Hills to board on Limon bus.
The bus will take you to the Mt. Fuji 5th station before arriving at the Kawaguchiko station.
Upon arrival, transfer to accommodation on your own. Whole day is free at leisure.

Day 4 KAWAGUCHIKO

LIMON Day 2

KAWAGUCHIKO

Whole day free at leisure
Recommended visit : Kenrokuen Garden, Omchoi Market, Higashi Chaya District, Samurai District

Day 5 KAWAGUCHIKO - TAKAYAMA

LIMON Day 3

TAKAYAMA

Make your own way to Kawaguchiko Station.
Transfer to Takayama by Limon bus (Travel time 120min.)
Upon arrival, transfer to accommodation on your own.
Whole day is free at leisure.

Day 6 TAKAYAMA

LIMON Day 4

TAKAYAMA

Whole day free at leisure.
Recommended visits: Kusakabe Folk Museum, Jinya House , Kami Sannomachi Street

Day 7 TAKAYAMA - SHIRAKAWAGO - KANAZAWA

LIMON Day 5

KANAZAWA

Make your own way to Takayama station to take Limon bus to Shirakawago.
The bus will take you to Shirakawago and Kenrokuen before arriving Kanazawa station.
Upon arrival, transfer to accommodation on your own.

Day 8 KANAZAWA

LIMON Day 6

KANAZAWA

Whole day free at leisure.
Recommended visit : Kenrokuen Garden, Omchoi Market, Higashi Chaya District, Samurai District

Day 9 KANAZAWA - KYOTO

LIMON Day 7

KYOTO

Free at leisure in the morning.
Make your own way to Kanazawa station to take Limon bus at 14:15 to Kyoto station.
Upon arrival, transfer to accommodation on your own.

Day 10-11 KYOTO

LIMON Day 8-9

KYOTO

Whole day free at leisure.
Book optional tours: [Perfect Kyoto 1 Day Tour with Lunch](#)
[Cultural Experience Kyoto \(Tea ceremony + Kimono experience\)](#)
[Kyoto rental Bike at KCTP](#)

Day 12 KYOTO - OSAKA

LIMON Day 10

OSAKA

Free at leisure in the morning.
Make your own way to Kyoto station to take Limon bus at 18:25 to Osaka station.
Upon arrival, transfer to accommodation on your own.

Day 13 OSAKA

OSAKA

Whole day free at leisure.

Day 14 OSAKA (DEPARTURE)

Make your own way to Shin Osaka station.
Transfer to KIX (Kansai International Airport) by JR Express (Haruka) train (Travel time 50min) on your own expense.



Limon Bus Schedule

LIMON PASS



Tokyo → Takayama → Kyoto / Osaka

●Tokyo → Takayama

Tokyo Toranomon Hills → ※Mt. Fuji 5th Sta. (Sightseeing) → Fuji-Q Highland → Kawaguchiko Sta. → Hirayu → Hida Hotel Plaza → Takayama Sta.

7:40 Dep.	10:45~11:25	12:05~13:10	13:25	17:05	18:05 Arv.	18:15 Arv.
△		▼△	▼△	▼△	▼	▼

※When Mt.Fuji 5th Sta. is closed, we will go to: Oshino Hakkai (10:10~10:55) → Mt. Fuji World Heritage Center (11:15~12:00)

●Takayama → Kyoto/Osaka

Takayama Sta. → Hida Hotel Plaza → Shirakawago (Sightseeing) → Kenrokuen (Sightseeing) → Kanazawa Sta. → Kyoto Sta. → Namba Osaka

8:20Dep.	8:30Dep.	9:20~10:50	12:10~13:50	14:15Dep.	18:25 Arv.	19:25 Arv.
△	△			▼△	▼	▼

Osaka / Kyoto → Takayama → Tokyo

●Osaka/Kyoto → Takayama

Namba Osaka → Kyoto Sta. → Kanazawa Sta (Shopping). → Shirakawago (Sightseeing) → Hida Hotel Plaza → Takayama Sta.

7:40Dep.	8:40Dep.	13:10~13:50	15:10~16:40	17:30 Arv.	17:40 Arv.
△	△	▼△		▼	▼

●Takayama → Tokyo

Takayama Sta. → Hida Hotel Plaza → Hirayu → Kawaguchiko Sta. → ※Mt. Fuji 5th Sta. (Sightseeing) → Kawaguchiko Sta. → Fuji-Q Highland → Tokyo

8:30 Dep.	8:40 Dep.	9:40~9:55	14:00	15:00~15:40	16:40	16:55	19:05Arv.
△	△	▼△	▼		▼△	▼△	▼

※When Mt.Fuji 5th Sta. is closed, we will go to: Mt. Fuji World Heritage Center (14:10~15:00) → Oshino Hakkai (15:20~16:15)

OMEGA LINE

Our user-friendly booking engine will assist you to select the best hotels from our large number of high star-rated hotels and specific Japanese accommodations. Our strength is that we have purchasing departments located all over Japan. We have direct contracts with hotels to receive dedicated inventory for NTA. Let's find suitable accommodation to make the best travel for your client!

Why Omega?

- Easy search by destination, travel date, and room type.
- Over 2,000 hotels available
- Special seasonal discount by promotion code
- Booking list with same guests in one itinerary

Omega and Miyabi shares ID and password (single sign-on) so if you have access to Miyabi system, you can also book hotels on Omega system.

If you would like to sign up for the first time, please check with our sales team.


The image shows two screenshots of the NTA website. The top screenshot is the search page, featuring a navigation bar with 'ACCOMMODATION', 'DAY TOUR', 'PACKAGE', and 'COUPON'. A search box titled 'Find deals for any season' includes fields for 'Where are you going?', dates (17-08-2021 to 18-08-2021), and room/guest information (1 Room, 2 Guests). A 'SEARCH HOTELS' button is prominent. A promotional banner for 'JAPAN SKI & SNOW' is on the right. Below the search box are sections for 'Japan' with a map, 'Popular Destinations' (Tokyo, Osaka, Kyoto), 'Favorite / Bookmarks', and 'Booking History'. The 'Top 10 Popular Hotels' section displays four hotel cards with images, names, and prices: Osaka (JPY 24,000), Kyoto (JPY 24,000), Matsuyama (JPY 18,000), and Kyoto (JPY 24,000).

The bottom screenshot shows 'Hotel Details' for a room. The room is '[Non Smoking]Standard Twin(Main tower)' for JPY 33,600 for 2 nights. It includes a photo of the room, a list of amenities (Room Only, 21 sqm, 105cm x 195cm bed, Non-Smoking, Bath room), and a 'More info' link. A 'BOOK' button is visible. Below this, another room option is shown: '[Non-Smoking]Upper Floor Standard Twin(Main Tower)' for JPY 38,800 for 2 nights, also with a 'BOOK' button.

Check our recommended hotels on our Omega Line!

TOKYO

Keio Plaza Hotel



TOKYO

Shiba Park Hotel

KYOTO

Vessel Hotel Campana Kyoto Gojo





KYOTO

Oakwood Kyoto Oike




OSAKA

Hotel Granvia Osaka



OSAKA

Hotel Vischio Osaka



Check our recommended hotels on our Omega Line!

KANAZAWA

Hotel Mystays Premier Kanazawa



KANAZAWA

Hotel Intergate Kanazawa



TAKAYAMA

Hoshokaku




TAKAYAMA

Tokyu Stay Hida Takayama Musubi-no-Yu




HIROSHIMA

Hotel Vista Hiroshima



HIROSHIMA

Hotel Miya Rikyu



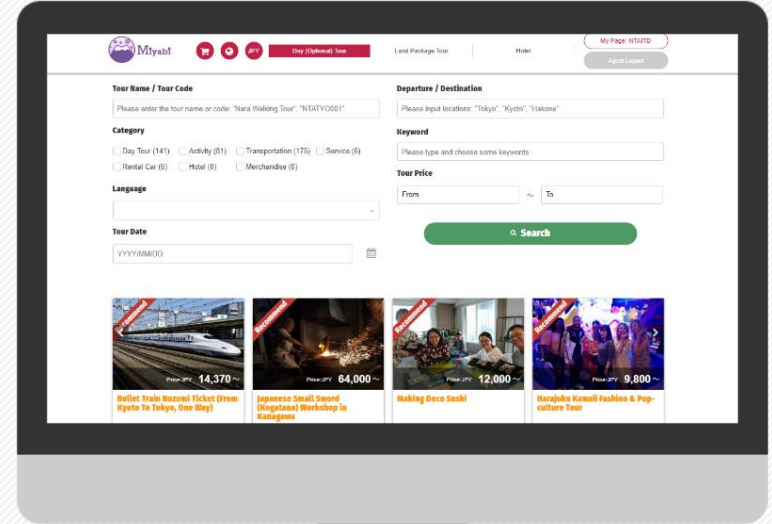


Miyabi

NTA's Tour & Activity Booking System

Why Miyabi?

- Quick booking online. Check the availability on calendar!
- Instant confirmation by email & booking summary on My Page!
- Activities for all over Japan available. From Hokkaido to Okinawa!
- Popular products added daily. Email us to find more!
- Complete customer care by NTA guaranteed.



New in 2021

01

Easy search

Search by category, destination, tour code, and more!

Tour Name / Tour Code

Kyoto Arashiyama ← Search by keywords!

Kyoto Arashiyama Morning Tour [KMA]

Kyoto Arashiyama Morning Tour with Sagano Romantic Train [KSA]


02

Voucher

You can customize the voucher!
Use our logo or upload yours!

Booked on	Updated on	Voucher
Status	Edit, Voucher	
2020/12/22	2020/12/22	
CONFIRMED	Detail	Voucher

Issue voucher easily!



Day Tour

1

DOATYO001

Amazing Tokyo 1 day tour

<https://new.ntaredballoon.jp/daytour/detail/1187/>

Enjoy highlights of Tokyo with English speaking guide.
Multilingual audio guidance available on the bus.



2

DOAHAK003

Fantastic Fuji & Hakone 1 day tour

<https://new.ntaredballoon.jp/daytour/detail/1180/>

Feel the power of volcanic activity at Owakudani valley and enjoy wonderful views of Hakone and Mt. Fuji!



3

DOAKYO001

Perfect Kyoto 1 day tour

<https://new.ntaredballoon.jp/daytour/detail/806/>

Discover Kyoto's must-see landmarks and World Heritages in a day!



4

JTBNAR001

Nara afternoon tour (Kyoto departure)

<https://new.ntaredballoon.jp/daytour/detail/1047/>

Visit two World Heritage sites in Nara, and meet deer in Nara Park.



5

JTBKNZ011

Kanazawa afternoon tour

<https://new.ntaredballoon.jp/daytour/detail/2281/>

Explore popular sightseeing spots in Kanazawa such as the Kenrokuen Garden together!



Activity

1

TDYKYO901

Tea ceremony at Tondaya

<https://new.ntaredballoon.jp/daytour/detail/1226/>

Here you can have exceptional authentic Japanese experience and learn more about Japan.



2

VOYTYO001

Kimono experience

<https://new.ntaredballoon.jp/daytour/detail/1227/>

The venue is located in Kyoto's main textile centre and preserved Machiya townhouse from nearly 130 years ago.



3

NTASMO001

Rental bike in Kyoto

<https://new.ntaredballoon.jp/daytour/detail/903/>

Rental bike is recommended for sightseeing in Kyoto!
Get a bike here and start your journey to explore the city!



4

OLYKYO013

Fushimi Inari Shrine and Sake Brewery PM Walking tour

<https://new.ntaredballoon.jp/daytour/detail/1576/>

Fushimi is Kyoto's famous sake district!



5

VOYOSK001

Calligraphy in Miyajima

<https://new.ntaredballoon.jp/daytour/detail/1591/>

During the lesson, you will practice to write lines and try Chinese characters (kanji) choose from our sample!



Bus & Train Ticket

1

Hakone Free Pass

- [E-Voucher 2 Days From Shinjuku or Odawara](#)
- [E-Voucher 3 Days From Shinjuku or Odawara](#)



2

Nohi bus ticket

- [NOHQGU001 Takayama to Shirakawago](#)
- [NOHQGU003 Shirakawago to Takayama](#)
- [NOHQGU002 Shirakawago to Kanazawa](#)
- [NOHQGU004 Kanazawa to Shirakawago](#)



3

Koyasan World Heritage Ticket

- [NTAKYS002 Koyasan World Heritage Ticket](#)



4

Nikko Pass

- [Nikko Pass World Heritage Area \(2-day Pass\)](#)
- [Nikko Pass All Area \(4-day Pass\)](#)



Wifi & Sim Card

1

Wifi rental service

- WiFi router will be sent to guest's hotel before check in.
- [WiFi router rental \(Hotel delivery\)](#)
 - [WiFi router rental \(Pick up from Airport Assistant\)](#)



2

Prepaid data Sim card

- Easy setting with high speed communication! SoftBank main line will be used, stable connection is expected.
- [Prepaid data Sim card \(3GB\)](#)
 - [Prepaid data Sim card \(10GB\)](#)



Looking for more products?

Visit our website for more products.

Please visit by below URL or scan the QR code for access!

➤ <https://new.ntaredballoon.jp/>



Contact us

- For your bookings: miyabi_booking@nta.co.jp
- For any questions: miyabi_support@nta.co.jp

We are happy to host online meetings to show what we offer and how to use the system!

We look forward to welcoming many more travelers to Japan in 2024!

